

Community Cleanup Crew Safe Routes Program Statistical Summary 2020

**Franklin County Municipal Court
Department of Pretrial and Probation Services**



**Community Sanctions Unit
Chris Seymour, Supervisor
Leigh Anne Ward, Community Service Coordinator**

TABLE OF CONTENTS

Safe Routes to School Program Overview 3

FCMC Safe Routes Project Overview..... 4

General Statistics of Target Schools 4

Linear Miles by School..... 5

Volume of Trash by School 6

Ratio of Volume of Trash per Mile 7

Number of Service Hours Performed..... 7

Project Summary 8

Contact Information..... 8

Safe Routes Power Point PresentationsAttachments

Safe Routes to School Program Overview

The Safe Routes to School Program, (SRTS) helps communities develop and implement projects and programs that encourage and enable elementary school and middle school children to walk or bike to school safely. You can learn more about the program at: www.dot.state.oh.us/saferoutes.

Community Partners That Helped with the Overview of Progress

Columbus City Schools Columbus Department of Public Service Columbus Department of Neighborhoods Columbus Division of Police Columbus Public Health Office of Mayor Andrew Ginther Ohio Department of Health Mid-Ohio Regional Planning Commission Safe Routes to School National Partnership YMCA AAA Leawood Gardens Civic Association Willis Park Civic Association Franklinton Cycle Works United Way	New Salem Baptist Church Habitat for Humanity Ohio Department of Transportation PACT CPO Keep Columbus Beautiful South Linden Area Commission South Side Area Commission Eastgate Civic Association Nelson Park Apartments My Project USA Compassionate Communication Center of Ohio Think Make Live Youth Communities in Schools Franklin County Sheriff's Office Huckleberry House Columbus Recreation and Park
---	---

Partnership Accomplishments

<p>School and Community Partners</p> <ul style="list-style-type: none"> ▪ Active Commute Coalitions <ul style="list-style-type: none"> ▪ Active Linden, BFF ▪ School-Community Round Tables <ul style="list-style-type: none"> ▪ Wedgewood Community ▪ Sherwood Middle School ▪ CCS Site-Based Councils <ul style="list-style-type: none"> ▪ LMSA ▪ Wellness Focused Groups <ul style="list-style-type: none"> ▪ CCS Wellness Committee ▪ CARE Linden Neighborhood Committee ▪ CARE Outreach Work Group 	<p>Neighborhood Partners</p> <ul style="list-style-type: none"> ▪ Area Commissions and Civic Associations <ul style="list-style-type: none"> ▪ Franklinton, Near East, MAC (Leawood Gardens and Willis Park Civics), South Linden, University Area Commission (Weinland Park Civic) ▪ Police and Neighborhood Liaisons <ul style="list-style-type: none"> ▪ Columbus Division of Police Safe Streets Initiative ▪ Neighborhood Office Hours in Linden and Near East ▪ Special Events (Jazz in the Park, Songs on Sullivant)
---	--

FCMC Safe Routes Project Overview

The Franklin County Municipal Court became aware of the Safe Routes Program in November of 2019 through the Department of Neighborhoods. We were approached to see if we would be willing to help the Columbus Public Health Department implement their local Safe Routes Program by assisting in the litter cleanup and sign placement. The planning phase had already been completed with various community partners, the maps were laid out, logos created and the signs were being printed. What they lacked was volunteers to actually implement the plan. This was a perfect fit for a special project. The Columbus Public Health Department identified the seven target schools across the city, sent us work site requests and maps for each school, and then went with us on the first one to show us how it was done. After that we were off and running! In retrospect, I have to say, it has been one of the favorite projects our defendants have participated in. After all, who doesn't like feeling like they are making the streets safer for children?

General Statistics of Target Schools

Altogether, we utilized **70** community service workers over **10 work days** for a total of **300 service hours**. We covered **15.9 linear miles** with signs and picked up **535 pounds of trash**, over a quarter of a ton plus **3 tires** and **1 needle!**

For the majority of the schools we picked up trash as we walked along putting out signs. The most notable exceptions to this were East Columbus Elementary School and Hamilton Stem Elementary School. At Hamilton Stem we did not attempt to pick up the trash along Hudson St because there was just too much trash for our group to be able to pick up and still get the signs put out within our allotted time period. Likewise, our attendance was down both days we were scheduled at East Columbus Elementary and the volume of trash was too much for us to be able to pick up and still get the signs out in our allotted time frame. One worker began to attempt to pick up trash, which is why we have a half a bag recorded, but we soon realized it was going to be too much.

The chart below depicts the statistics by school:

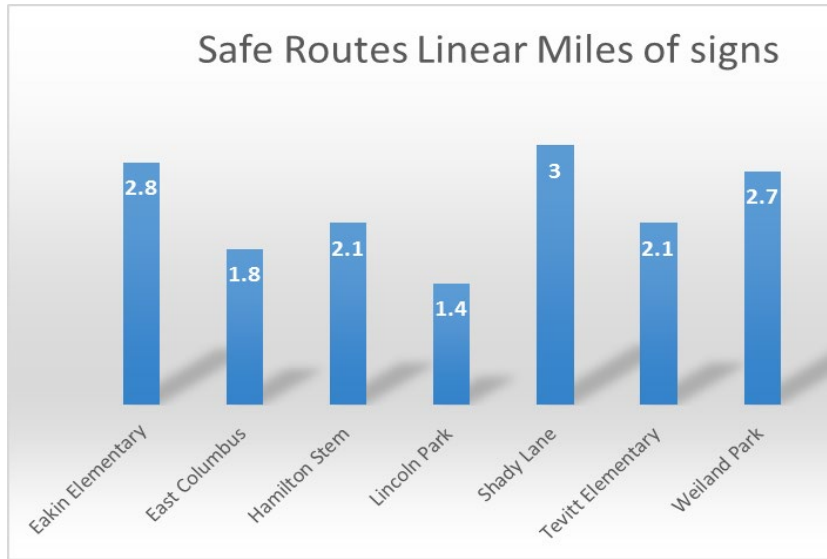
School	Workers	Service Hours	Pounds Trash	Linear Miles
Eakin	11	60	162	2.8
East Columbus *	6	24	6	1.8
Hamilton Stem *	13	52	92	2.1
Lincoln Park	8	24	80	1.4
Shady Lane	15	60	71	3
Trevitt	12	48	64	2.1
Weiland Park	5	32	60	2.7
TOTALS	70	300	535	15.9

* note: does not reflect the full amount of trash present

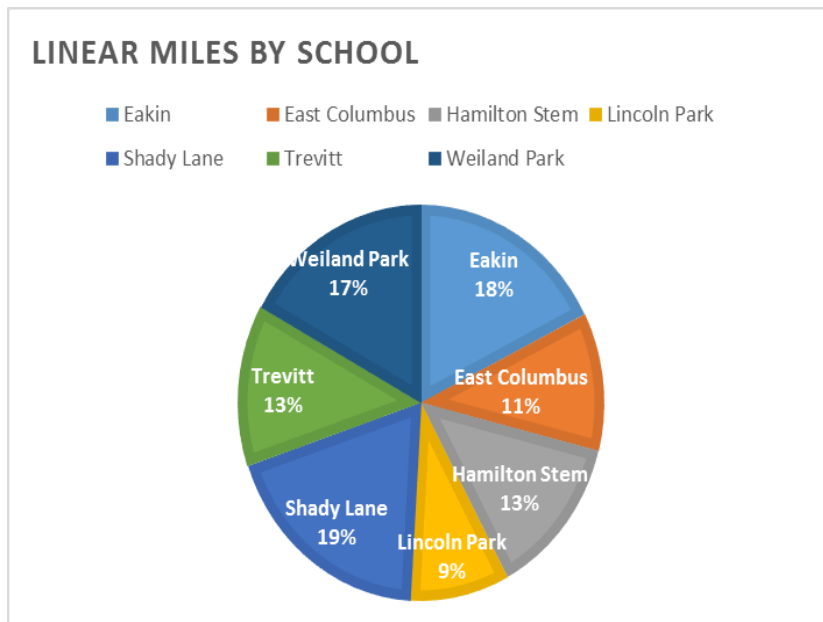
LINEAR MILES BY SCHOOL

The Columbus Public Health Department provided the Community Cleanup Crew with a map for each target school. Each map had the “Safe Routes” marked in a radius from the school.

The graphs below depict the statistics by school:



Eakin Elementary	2.8
East Columbus	1.8
Hamilton Stem	2.1
Lincoln Park	1.4
Shady Lane	3
Trevitt Elementary	2.1
Weiland Park	2.7

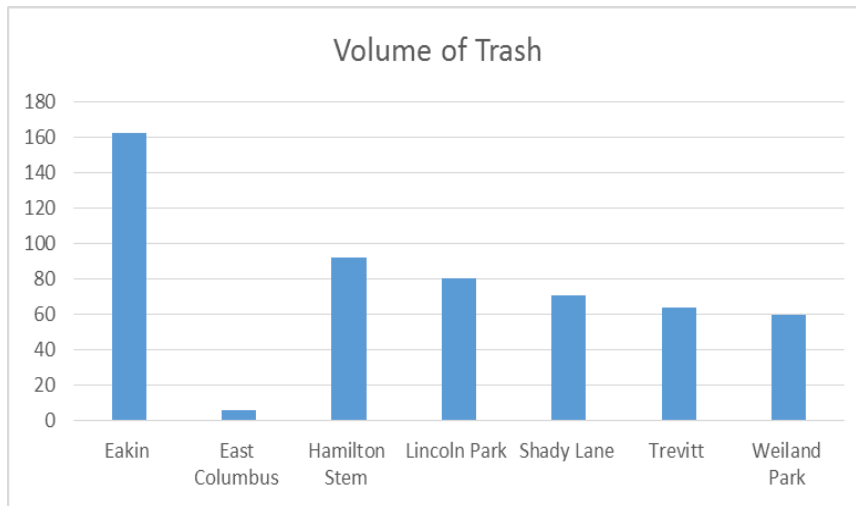


Eakin	2.8
East Columbus	1.8
Hamilton Stem	2.1
Lincoln Park	1.4
Shady Lane	3
Trevitt	2.1
Weiland Park	2.7
Average	2.27

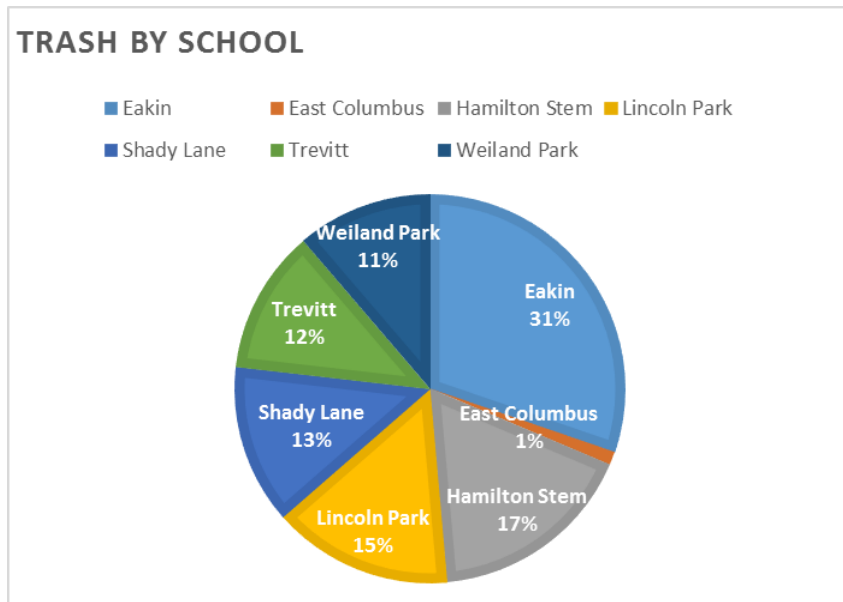
VOLUME OF TRASH BY SCHOOL

The Community Cleanup Crew picked up trash as we put out the Safe Routes signs. We later weighed the bags of trash before we disposed of them to have actual weights. We then compared the amount of trash between schools and the ratio of trash per mile.

The graphs below depict the statistics by school:



Volume of Trash	
Eakin	162
East Columbus	6
Hamilton Stem	92
Lincoln Park	80
Shady Lane	71
Trevitt	64
Weiland Park	60

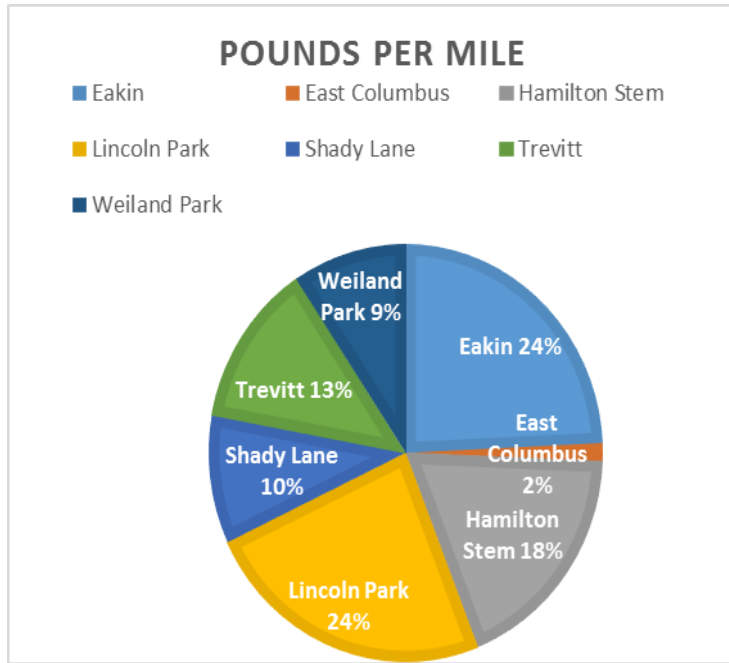


Trash by School	
Eakin	162
East Columbus	6
Hamilton Stem	92
Lincoln Park	80
Shady Lane	71
Trevitt	64
Weiland Park	60
Average	76.43

RATIO OF VOLUME OF TRASH PER MILE

The Community Cleanup Crew wanted to know on average how many pounds of trash we were picking up per mile and how that compared between schools.

The graphs below depict the statistics by school:

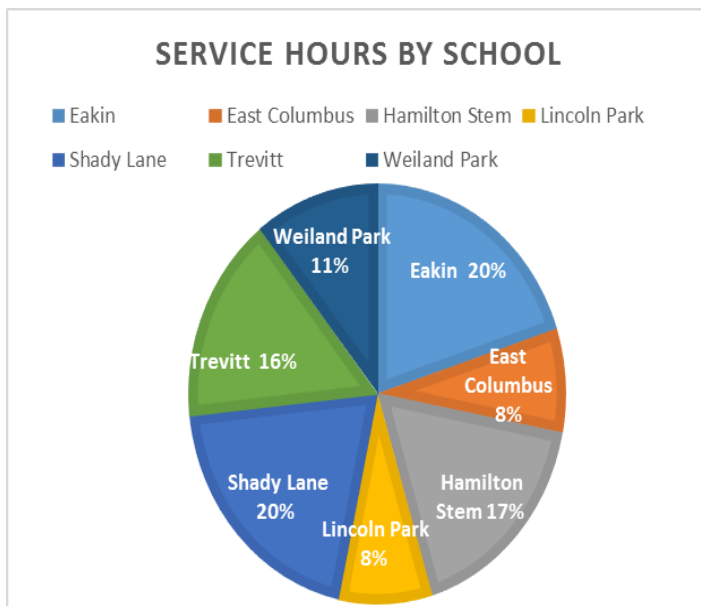


Eakin	57.86
East Columbus	3.33
Hamilton Stem	43.81
Lincoln Park	57.14
Shady Lane	23.67
Trevitt	30.48
Weiland Park	22.22
Total Average	33.65

Number of Service Hours Performed

The Community Cleanup Crew tracked the number of Community Service Workers per work day and number of Community Service Hours per school for a total of **10 work days**.

The graphs below depict the statistics by school:



Eakin	60
East Columbus	24
Hamilton Stem	52
Lincoln Park	24
Shady Lane	60
Trevitt	48
Weiland Park	32
Average	43

TOTAL PROJECT: 300 Service Hours PROJECT SUMMARY

In Summary, The Community Cleanup Crew had no idea when we agreed to help with the Safe Routes Project last fall that the pandemic would eliminate most of the other community volunteers. Luckily, we were able to come back after our program resumed and complete the tasks. While it wasn't what was originally discussed, we feel it was still a success. Even though many of the students are attending virtual classes, the schools are still open to provide breakfasts and lunches for those students that need them as most of the target schools are located in at risk neighborhoods so this program is still as important as ever. The Franklin County Municipal Court was proud to be a part of such a worthwhile project for our communities.

Overall, we picked up **28.5 bags of trash** over **10 work days** equaling **535 lbs. of trash, 3 tires** and **1 needle** over **15.9 linear miles** and put out approximately **1200 signs** at **7 target elementary schools** utilizing **70 community service workers** for a total of **300 service hours!**

FCMC DEPARTMENT OF PRETRIAL AND PROBATION SERVICES COMMUNITY SANCTIONS UNIT

CONTACT INFORMATION

Molly Gauntner, Chief Probation Officer
(614) 645- 8765
gauntnerm@fcmcclerk.com

Chris Seymour, Community Sanctions Supervisor
(614) 645- 5847
seymourc@fcmcclerk.com

Leigh Anne Ward, Community Service Coordinator
614) 645-2785
wardl@fcmcclerk.com